

USER GUIDE

ProPortal – for Parents/Carers

This guide is aimed at Parents/Carers who will access their son's/daughter's/ward's progress at Burton and South Derbyshire College.




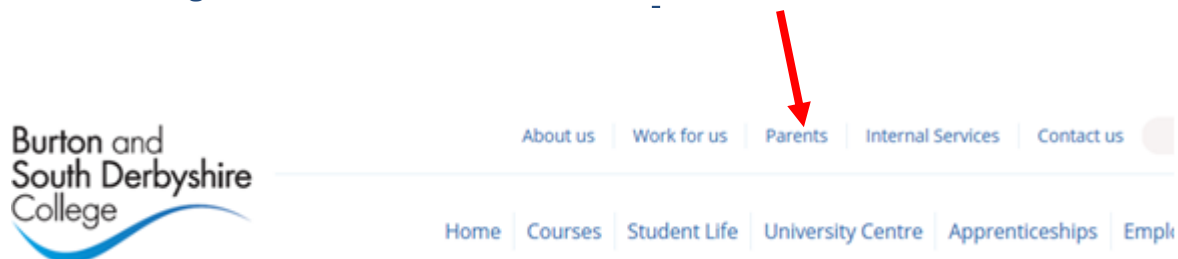
Table of Contents

1. Accessing the system	3
2. Personal Details.....	5
3. Academic Information	5
4. Reports to Parents.....	5
5. Manage Password.....	6

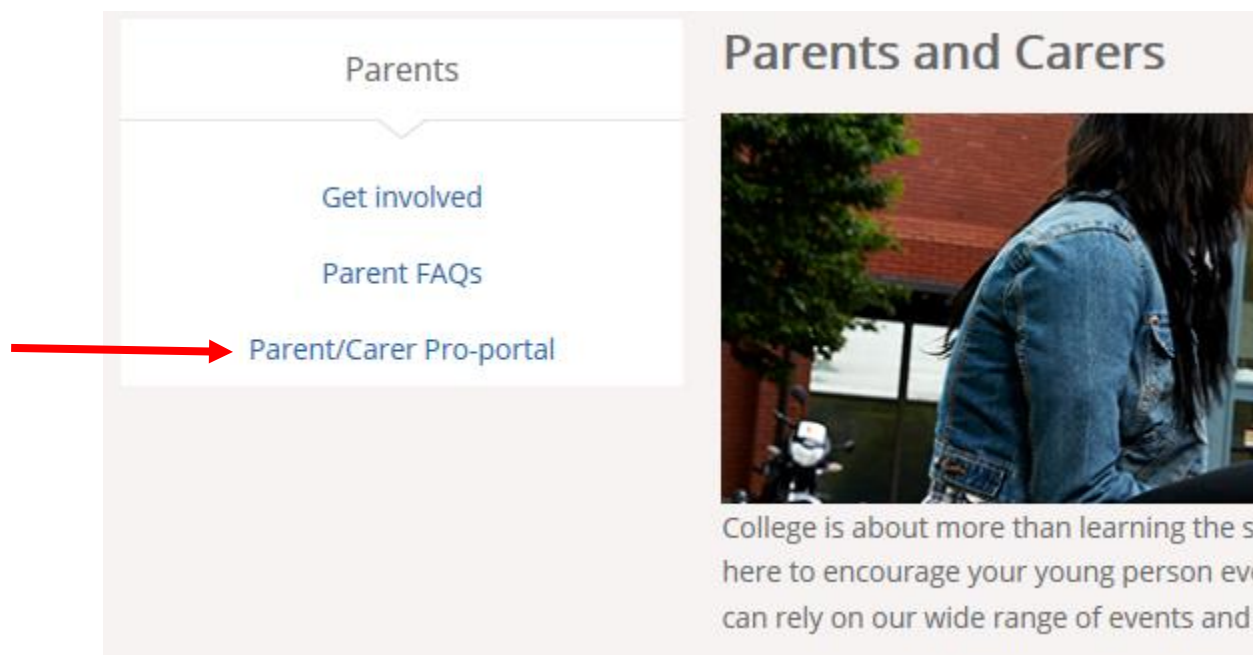
Guide to Using ProMonitor for Parents

1. Accessing the system

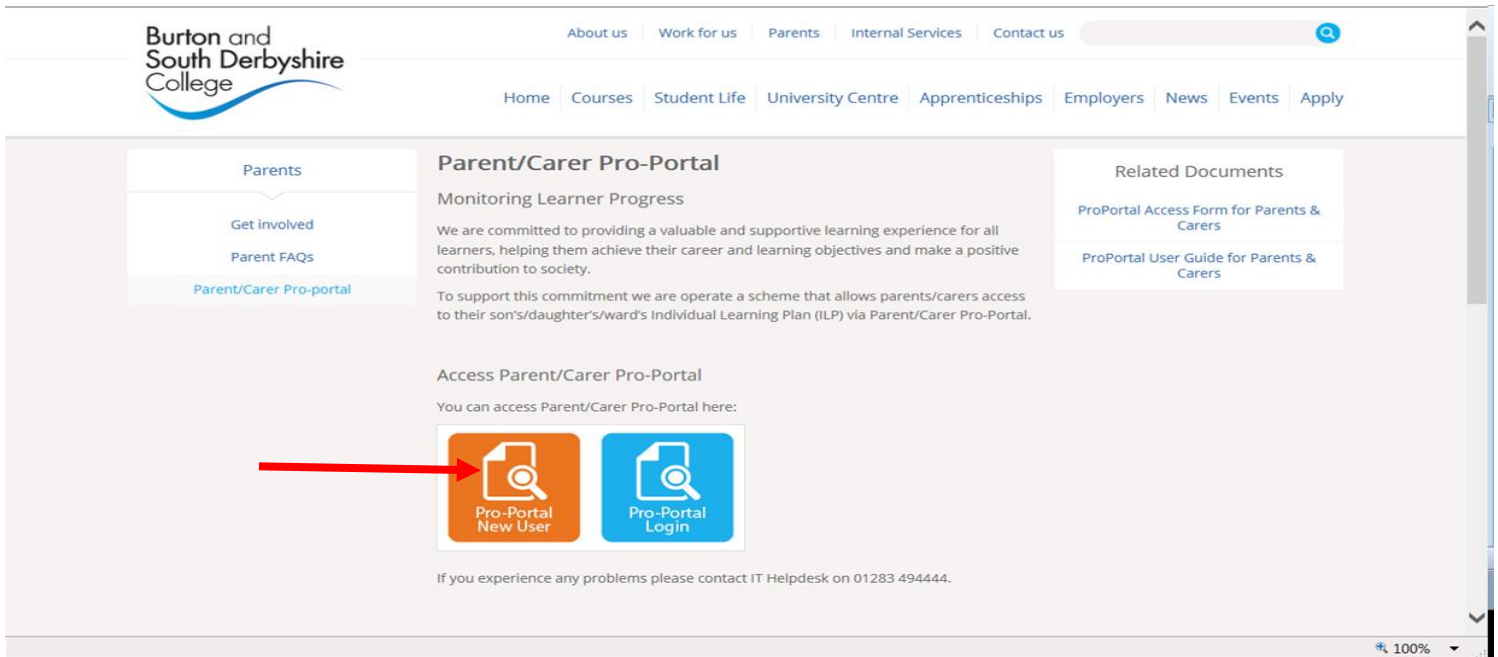
- Go to College Website www.bsdc.ac.uk and select the `Parents` tab.



- Click on the Parent/Carer Pro-portal link as shown below:



- Click on the `Parent/Carer` ProPortal tab as indicated below



- Once allocated a login From the ProPortal dialog box type the username and password chosen and click on the Log In button



- Once logged on the ProPortal Home page is displayed showing the learner's name and photograph.



- Click on the learner name and this will open their personal details page where you will find information about their Enrolments, Individual Learning Plan, Progress Reports, attendance and punctuality.

2. Personal Details

- Information such as Attendance and Punctuality are available by selecting the option from the menu bar on the top right.

Menu bar where Attendance, punctuality and SAMRT Targets are available

The screenshot shows the ProPortal interface. At the top right, there is a menu bar with options: Information, Learner ILP, and Miscellaneous. A dropdown menu is open under 'Learner ILP', showing options: My Initial Goals, My Attendance & Punctuality, and My SMART Targets. Below the menu bar, the user is identified as 'Learner1 Learner1' with a profile picture placeholder. The main content area contains three widgets: 'Notice Board' with a 'Welcome to ProPortal' message, 'Markbook and Target Grades' with 'No Records', 'Upcoming My SMART Targets' with 'No Records', and 'My Attendance & Punctuality' showing 'Attendance 73%' and 'Punctuality 69%'. Each widget has a 'More..' button.

3. Academic Information

- To view assessments given to the student, click on Information > Academic Information. This displays a summary of all course assessments and shows the title and date set.
- Click on the Assessment tab to view actual marks/grade for an individual assessment.

4. Progress Reports

- To view Progress Reports; click on Custom pages to access the half termly progress report.

5. Manage Password

- To change your password click on your username in the top right corner and choose change password



Compass
computer consultants ltd.

proportal
Version 3.1.0

Please enter your username so we can send you an email to reset your password.

Reset Cancel

If you can't reset your password or are having trouble logging in please contact your college administrator.




Compass
computer consultants ltd.

proportal
Version 3.1.0

An email has been sent to 'email@123.ac.uk' containing a link to reset your password

If you can't reset your password or are having trouble logging in please contact your college administrator.

- Change Password mail



Compass
computer consultants ltd

proportal
Version 3.1.0

Please enter your new password.

New Password:

Confirm New Password:

If you can't reset your password or are having trouble logging in
please contact your college administrator.

Please click this link to change your password:

<http://ilp.bsdc.ac.uk/ProPortalParentCarer/CCC/Authentication/CCCLoginReset.aspx?u=5om94KjZqmK%3d&e=6LHK0xvmkMAE3QXa%2bxUfEbd5X9jEijHg>

Note: This link will expire at 13:41

If you have any problems with access or using ProPortal (ProMonitor for Parents) please contact I.T. Services Helpdesk on 01283 494444 or email helpdesk@bsdc.ac.uk stating the name or reference of the learner.